



**WELCOME TO ARTS &
CRAFTS CLUB!**



**LET'S GET CREATIVE!
(AND MAYBE A LITTLE MESSY)**


4 R's of Art Club

RESPECT THE TEACHER

RESPECT THE SUPPLIES

RESPECT YOUR FELLOW ARTISTS

RESPECT YOURSELF





ARTS & CRAFTS CLUB

SCHEDULE



SIGN YOURSELF IN & GET NAME TAG



GAME



PAPER HEARTS



CLEAN UP




SNACK AND HOME TIME!








TODAY'S PROJECT IS...

PAPER HEARTS






**START WITH
A PIECE OF
PAPER OF
ANY SIZE**




LINE UP THE CORNERS
FOLD IN HALF




USE BOTH HANDS

**PRESS PAPER ONTO TABLE
SO IT DOESN'T MOVE**


**USE YOUR FINGERNAIL TO
CREASE THE FOLDED EDGE**




**NOTICE THERE IS AN OPEN
EDGE AND A CLOSED EDGE**




**PUT A
DOORKNOB
ON THE
CLOSED EDGE**





**YOU CAN
PUT IT A
LITTLE
HIGHER UP
THE DOOR**

**YOU CAN
PUT IT IN THE
MIDDLE OF
THE DOOR**



**START AT THE
DOORKNOB**

**DRAW A
RAINBOW**

**TOUCH THE
OPEN EDGE**

**FINISH THE LINE
IN THE BOTTOM
CORNER**

