



**WELCOME TO ARTS &
CRAFTS CLUB!**



**LET'S GET CREATIVE!
(AND MAYBE A LITTLE MESSY)**


4 R's of Art Club

RESPECT THE TEACHER

RESPECT THE SUPPLIES

RESPECT YOUR FELLOW ARTISTS

RESPECT YOURSELF





ARTS & CRAFTS CLUB

SCHEDULE



SIGN YOURSELF IN & GET NAME TAG



GROUP ACTIVITY



WOVEN CONTAINER



CLEAN UP WITH YOUR TABLE TEAM



SNACK AND HOME TIME!





TODAY'S PROJECT IS...

WOVEN CONTAINER









GOALS FOR TODAY

**COMPLETE THE SIDES OF THE
CONTAINER BY USING THE WEAVING
TECHNIQUE WITH YARN**

**CUT A PIECE OF YARN
MATCH LENGTH OF BLUE TAPE**




TIE END OF STRING AROUND ONE STICK



HIDE KNOT INSIDE THE CUP




YARN TRAVELS IN FRONT OF THE STICK TO THE RIGHT OF THE STICK YOU TIED TO. THEN GOES BEHIND THE NEXT STICK



**REPEAT FRONT, BEHIND, FRONT, BEHIND,
UNTIL YOU USE UP ALL THE YARN**




CUT ANOTHER PIECE OF YARN AND TIE TO THE END OF PREVIOUS PIECE OF YARN




CONTINUE THE FRONT, BEHIND, FRONT, BEHIND PATTERN

**REPEAT UNTIL YOU REACH THE TOP
OF THE STICKS**



ONCE YOU'VE REACHED THE TOP OF THE STICKS, LEAVE 4 INCHES OF YARN AS A TAIL



BRING IT TO MS SARAH TO HELP YOU FINISH IT!