



**WELCOME TO ARTS &
CRAFTS CLUB!**



**LET'S GET CREATIVE!
(AND MAYBE A LITTLE MESSY)**


4 R's of Art Club

RESPECT THE TEACHER

RESPECT THE SUPPLIES

RESPECT YOUR FELLOW ARTISTS

RESPECT YOURSELF





ARTS & CRAFTS CLUB

SCHEDULE



SIGN YOURSELF IN & GET NAME TAG



GROUP ACTIVITY



WOVEN CONTAINER (PREPPING OUR SUPPLIES!)



CLEAN UP WITH YOUR TABLE TEAM



SNACK AND HOME TIME!





TODAY'S PROJECT IS...

PREPPING SUPPLIES FOR

WOVEN CONTAINER







GOALS FOR TODAY

CUT CUP TO CORRECT SIZE


PAINT CUP

STAIN POPSICLE STICKS


MARK A DASH AT 2 INCHES




**ROLL AND REPEAT UNTIL THERE ARE
DASHED LINES ALL AROUND THE CUP**




CUT A NOTCH



CUT ON THE DASHED LINE



CUT ON THE DASHED LINE



GOALS FOR TODAY

CUT CUP TO CORRECT SIZE




PAINT CUP

STAIN POPSICLE STICKS

PAIN T CUP

**TRY LAYERING THE TWO SHADES OF BROWN TO MAKE IT
LOOK LIKE REAL WOOD!**



GOALS FOR TODAY

CUT CUP TO CORRECT SIZE



PAINT CUP



STAIN POPSICLE STICKS

STAIN POPSICLE STICKS



**DIP A SMALL CORNER OF THE
SPONGE INTO THE STAIN**



**RUB ALL SURFACES OF THE
POPSICLE STICK WITH STAIN**



REPEAT 9 TIMES



GOALS FOR TODAY

CUT CUP TO CORRECT SIZE



PAINT CUP



STAIN POPSICLE STICKS

